

GMKL-2100-D Glass Door Lock

Features

- Pre-drilling on glass not required
- For inset door
- **GMKL-B** strike (sold separately) is available for overlay
- Keyed differently options available on request (12 key changes)
- Keys can be shared with **G2100 Lock Series**

Notes


- Please hold the cylinder part when removing

Parts Included

- Strike for inset door
- Countersunk head wood screw 3.1×16 (SUS)

Sold Separately

- **GMKL-B** strike for overlay door

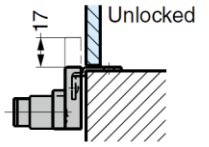
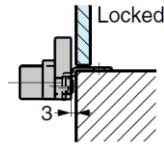


No.	Part Name	Material	Finish
①	Mounting Plate	Zinc Alloy	Nickel
②	Push Lock 2100B	(ZDC)	Satin Chrome
③	Countersunk Head Screw M3×5	Steel	Coloured Zinc Chromate (Trivalent)
④	Key	Brass	Nickel
⑤	Strike for Inset Door	Stainless Steel (SUS304)	Tumbling

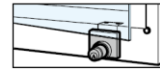
Inset Door Locked



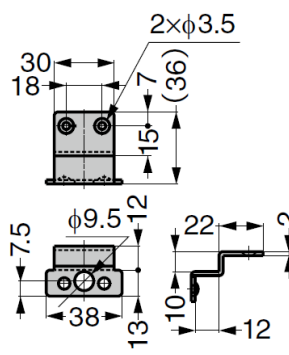
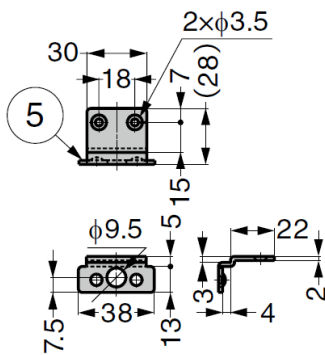
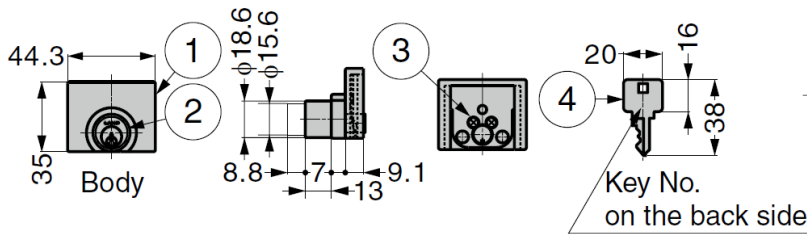
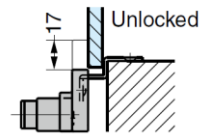
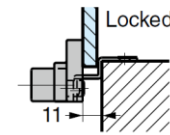
Inset Door



Overlay Door Unlocked



Overlay Door



GMKL-B strike for overlay door
(sold separately)

Body

Part No.	Key Type	Door Thickness
GMKL-2100-D	Keyed Alike	5 ~ 8

Striker for Overlay Doors (sold separately)

Part No.	Material	Finish
GMKL-B	Stainless Steel 304	Barrel Polished